



ENERG
енергия · ενεργεια



NIBE

NIBE F470



55 °C

35 °C



A+


A+



47 dB



dB



kW



kW



2015

811/2013




ENERG
енергия · ενεργεια


Y IJA
IE IA

NIBE

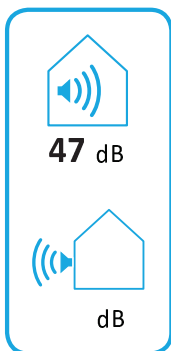
NIBE F470



A⁺



A



2015

811/2013



ENERG

енергия · ενεργεια

Y






IJA


IE


IA


NIBE


NIBE F470













+ 

+ 

+ 


+ 

Supplier's name:	NIBE		
Model:	F470		
Temperature application	35	55	°C
Declared load profile for water heating	L		
Seasonal space heating energy efficiency class, average climate:	A+	A+	
Water heating energy efficiency class, average climate:	A		
Rated heat output, average climate:	3	3	kW
Annual energy consumption for space heating, average climate	1505	1806	kWh
Annual electricity consumption for water heating, average climate	1299		kWh
Seasonal space heating energy efficiency, average climate:	140	116	%
Water heating energy efficiency, average climate:	79		%
Sound power level LWA indoors	52		dB
Rated heat output, cold climate:	3	3	kW
Rated heat output, warm climate:	3	3	kW
Annual energy consumption for space heating, cold climate	1737	2091	kWh
Annual electricity consumption for water heating, cold climate	1299		kWh
Annual energy consumption for space heating, warm climate	973	1168	kWh
Annual electricity consumption for water heating, warm climate	1299		kWh
Seasonal space heating energy efficiency, cold climate:	145	120	%
Water heating energy efficiency, cold climate:	79		%
Seasonal space heating energy efficiency, warm climate:	140	116	%
Water heating energy efficiency, warm climate:	79		%
Sound power level LWA outdoors	-		dB

Data for package fiche

Controller class	VII		
Controller contribution to efficiency	3,5		%
Seasonal space heating energy efficiency of package, average climate:	143	119	%
Seasonal space heating energy efficiency class for package, average climate:	A+	A+	%
Seasonal space heating energy efficiency of package, cold climate:	148	123	%
Seasonal space heating energy efficiency of package, warm climate:	143	119	%

Model(s):		F470							
Type of heat source/sink:		Exhaust air-to-water							
Low-temperature heat pump:		No							
Equipped with supplementary heater:		Yes							
Heat pump combination heater:		Yes							
Climate condition:		Average							
Temperature application:		Medium temperature (55 °C)							
Applied standards: EN14825 and EN16147									
Rated heat output		Prated	2,6	kW	Seasonal space heating energy efficiency		η_s	116	%
<i>Declared capacity for part load at outdoor temperature Tj</i>				<i>Declared coefficient of performance for part load at outdoor temperature Tj</i>					
Tj = -7 °C	Pdh	1,7	kW	Tj = -7 °C	COPd	2,72	-		
Tj = +2 °C	Pdh	1,7	kW	Tj = +2 °C	COPd	3,22	-		
Tj = +7 °C	Pdh	1,7	kW	Tj = +7 °C	COPd	3,37	-		
Tj = +12 °C	Pdh	1,7	kW	Tj = +12 °C	COPd	3,28	-		
Tj = biv	Pdh	1,7	kW	Tj = biv	COPd	3,04	-		
Tj = TOL	Pdh	1,7	kW	Tj = TOL	COPd	2,56	-		
Tj = -15 °C (if TOL < -20 °C)	Pdh		kW	Tj = -15 °C (if TOL < -20 °C)	COPd		-		
Bivalent temperature		T _{biv}	-1,6	°C	Operation limit temperature		TOL	-10	°C
Cycling interval capacity for heating		P _{cyh}		kW	Cycling interval efficiency		COP _{cyh}		-
Degradation co-efficient		Cdh	0,96	-	Heating water operating limit temperature		WTOL	58	°C
<i>Power consumption in modes other than active mode</i>				<i>Supplementary heater</i>					
Off mode	P _{OFF}	0,002	kW	Rated heat output		P _{sup}	0,9	kW	
Thermostat-off mode	P _{TO}	0,02	kW						
Standby mode	P _{SB}	0,015	kW	Type of energy input		Electric			
Crankcase heater mode	P _{CK}	0	kW						
<i>Other items</i>									
Capacity control		fixed		Rated air flow rate, outdoors			150	m ³ /h	
Sound power level, indoors/outdoors		L _{WA}	52/-	dB	Rated water flow rate, indoor heat exchanger			0,18	m ³ /h
Annual energy consumption		Q _{HE}	1806	kWh	Rated brine or water flow rate, outdoor heat exchanger				m ³ /h
<i>For heat pump combination heater:</i>									
Declared load profile		L		Water heating energy efficiency		η_{wh}	79	%	
Daily electricity consumption	Q _{elec}	5,92	kWh	Daily fuel consumption		Q _{fuel}		kWh	
Annual electricity consumption	AEC	1299	kWh	Annual fuel consumption		AFC		GJ	
Approved by:									
Contact details		© NIBE Energy Systems - Box 14 - Hannabadsvägen 5 - 28521 Markaryd - Sweden							